



SUISSE

BIL Suisse Step by Step Activation Guide



Activating the Authenticator App for E-Banking (1/2)

Before starting the activation

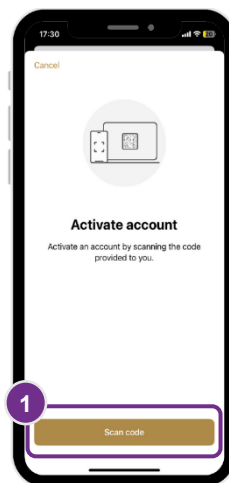
- 1) Have your BIL Suisse Activation letter containing your UserID and cryptogram and the initial password received through your RM within reach.
- 2) Download the BIL Suisse Authenticator App from the Google Play or App Store on your mobile phone.



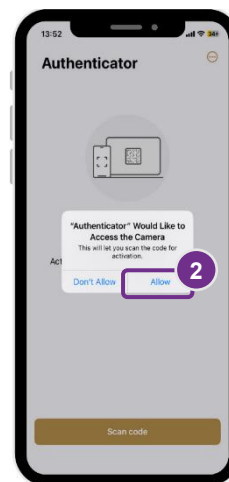
Follow these steps to activate the BIL Suisse Authenticator




Login to BIL Suisse E-Banking via ebanking.bil.ch or via the link on the BIL Suisse Home Page. Ensure this is done on a computer or laptop




Open the BIL Suisse Authenticator App on your phone and **select** "Scan Code"



Allow the App to access the camera on your device



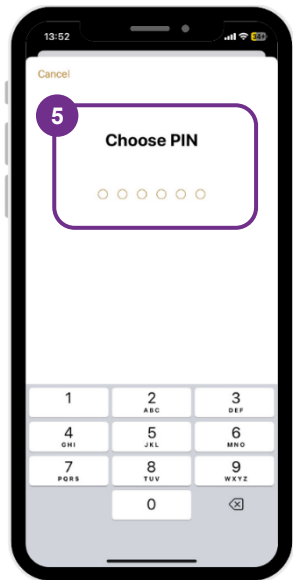
Scan the cryptogram of your activation letter (in case of printing ensure that the cryptogram is in colour)



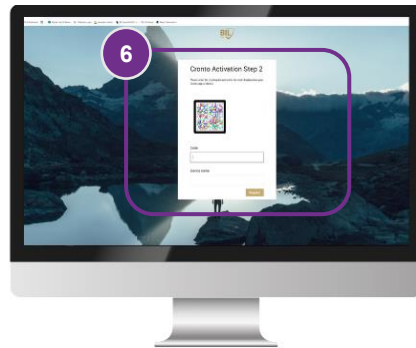
Enter the code displayed in the App in E-Banking

Activating the Authenticator App for E-Banking (2/2)

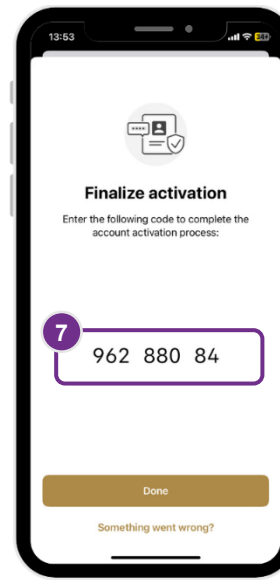
Complete steps to activate the BIL Suisse Authenticator App



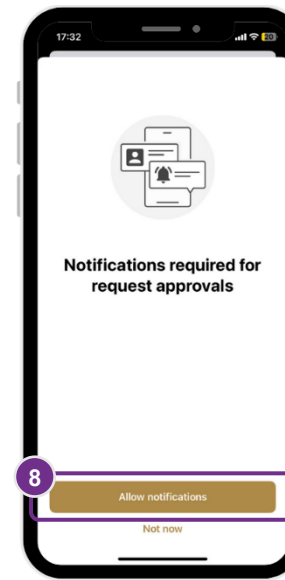
Choose a 6 digit PIN to secure the Authenticator App and **activate** Touch- or Face-ID to simplify the App access (Please memorize your PIN as it cannot be reset)



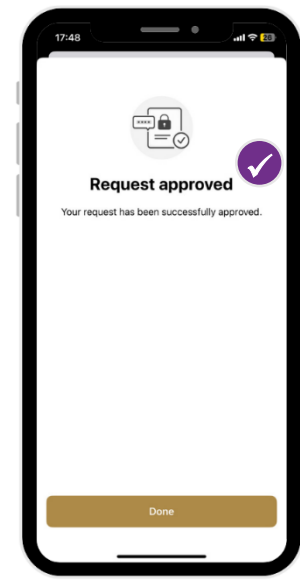
Scan the cryptogram displayed on your E-Banking screen with the Authenticator App



Insert the code in E-Banking



Allow on the Authenticator App the sending of push notifications to ensure a smooth user experience



Successful completion of your E-Banking activation

Contact



For further inquiries or assistance, please feel free to reach out to your Relationship Manager or contact the bank directly via:

Phone: +41 58 810 82 92

Website: www.bil.ch (Use the contact button to fill in our form)

We are happy to help you with any questions or concerns you may have

This document has been prepared by Banque Internationale à Luxembourg (Suisse) SA ("the Bank") for informational purposes only. It provides a general overview of how to use selected functionalities of the Bank's e-banking platform, based on the system status at the time of publication. The Bank does not guarantee the continued accuracy or relevance of the information and may change its e-banking services at any time without prior notice.

The Bank accepts no liability for errors, technical issues, or any damages arising from the use or misinterpretation of this document. Clients are responsible for ensuring that they follow the most recent e-banking instructions and security guidelines as issued by the Bank. E-banking services may not be available in all jurisdictions or for all client segments. Please contact your relationship manager for more information.

This document does not constitute legal, tax, or technical advice and may not be reproduced or shared without the Bank's prior written consent.

© Banque Internationale à Luxembourg (Suisse) SA. All rights reserved.



SUISSE

BANQUE INTERNATIONALE À LUXEMBOURG (SUISSE) SA

Bahnhofstrasse 20 | CH-8001 Zurich

Pl. de la Synagogue 5 | CH-1204 Genève

Piazza Alighieri Dante 8 | CH - 6900 Lugano

Tel.: +41 58 810 8292

www.bil.ch

Disclaimer